



Early Head Start

Family Survey Report

May 2021

The Enola Group

506 East Union • P.O. Box 250 • Morganton, NC 28680-0250

Phone: 828-604-4906 • Fax: 828-433-5520 • www.EnolaGroup.org



Table of Contents

Summary3

Demographics3

Parent Survey Topics7


Survey Results7

What we do...


The Enola Group’s Early Head Start Program and Early Learning Centers enhance the growth and development of young children, promote healthy prenatal outcomes for women, and support and strengthen health family development and well-being.



EDUCATION



CREATIVITY



OPPORTUNITY


Summary

Seventy percent (70%) of parents/caregivers receiving family surveys responded and returned completed surveys. The aggregated results of their responses are shared in this report. The family survey results help to evaluate the effectiveness of the Enola Group Early Head Start Program's resources and services. The survey included questions regarding overall program satisfaction, the effectiveness of parenting supports, school readiness and child learning opportunities, and satisfaction with staff capacity-building help giving practices. Parents and caregivers had the opportunity to provide feedback about home-based and center-based services and resources, comment on playgroups, socializations, and parenting education events, and provide examples of their experiences with the Early Head Start program and staff.

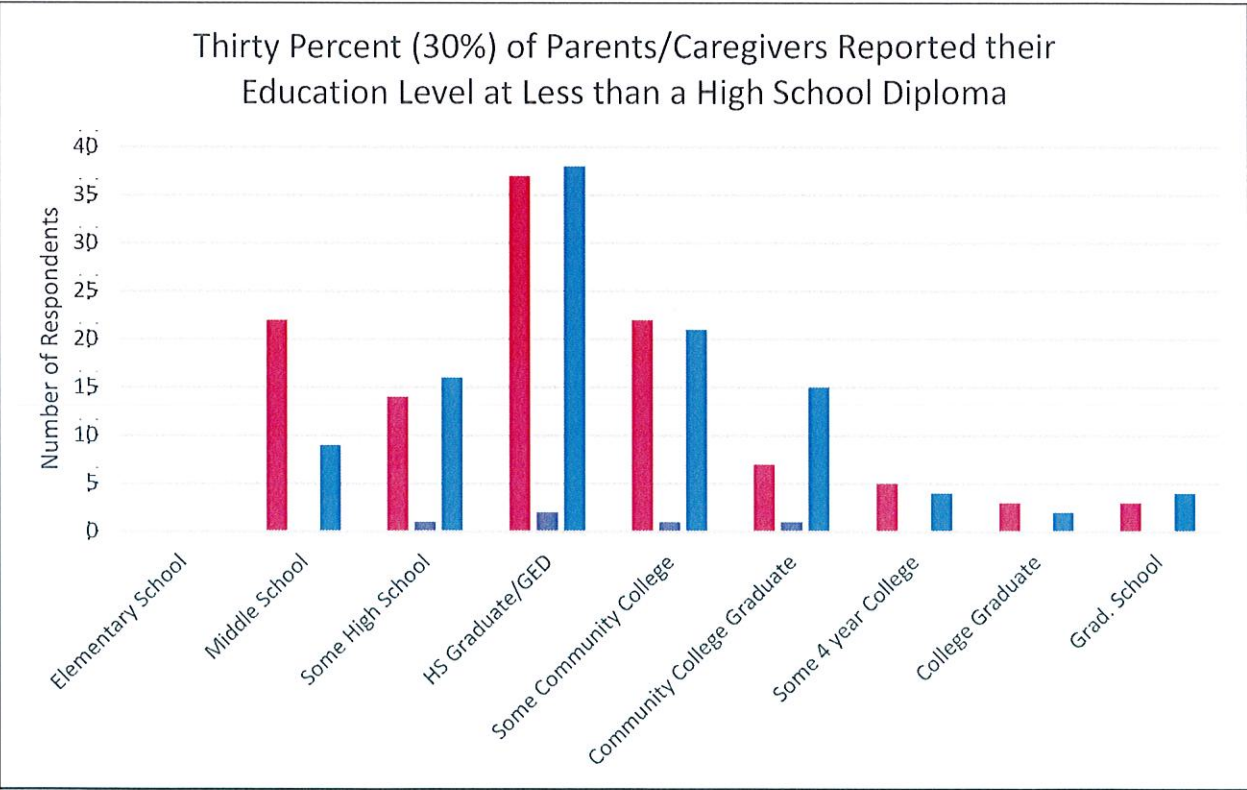
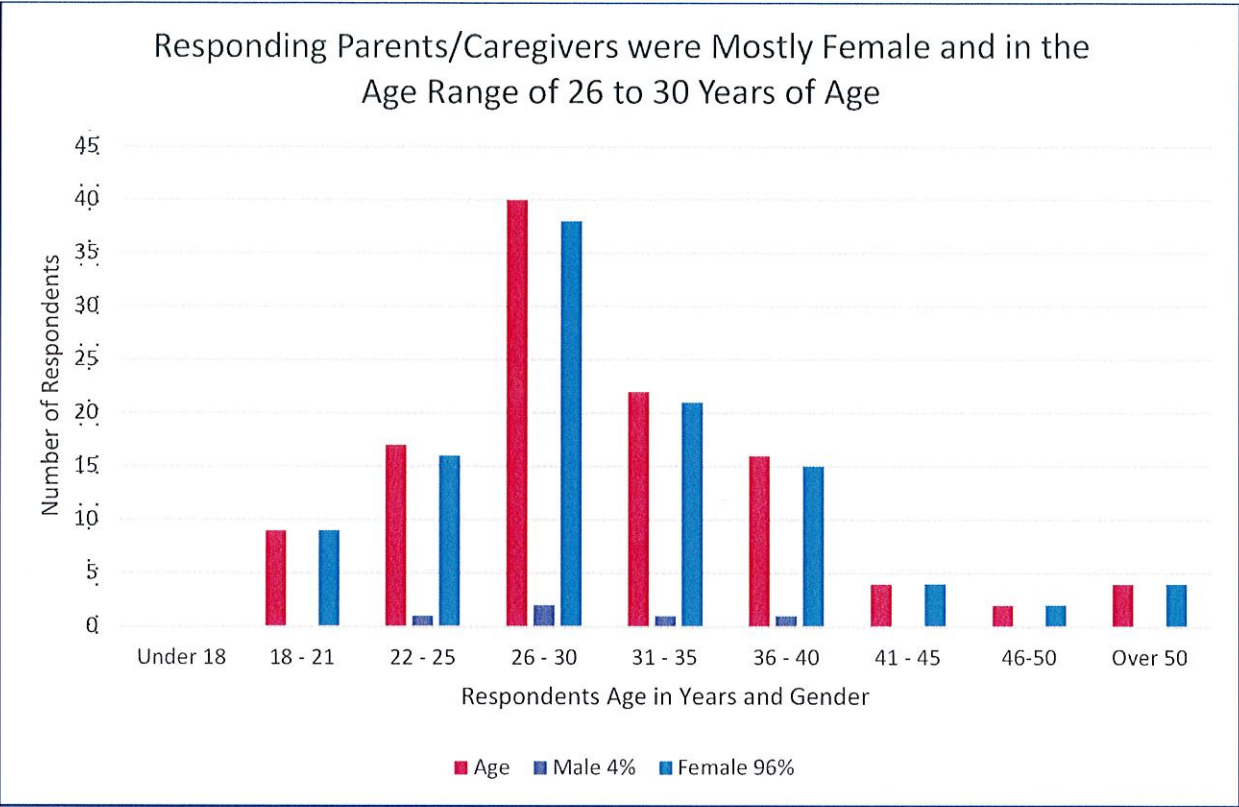
Demographics

The survey responses represented feedback from parents and caregivers enrolled in the Enola Group Early Head Start in Alexander, Burke, and Caldwell counties. The demographics were sorted and categorized by the following characteristics:

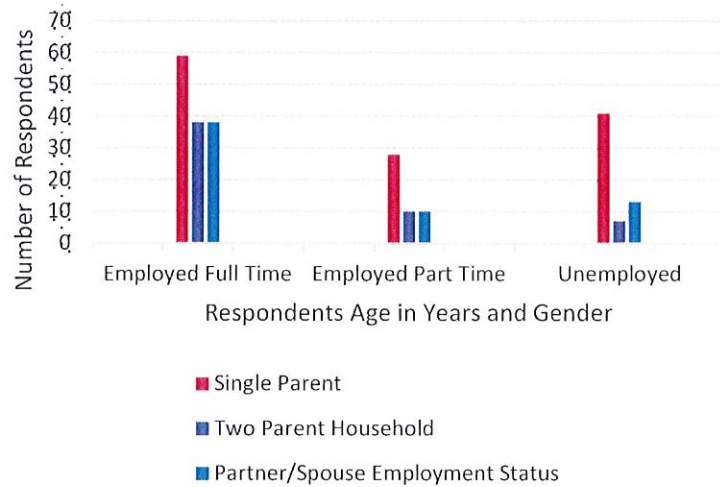
- ✚ Age
- ✚ Gender
- ✚ Education Level
- ✚ Single and Two-Person Households
- ✚ Employment Status
- ✚ Ethnicity



The following charts reflect the demographic information for survey respondents.

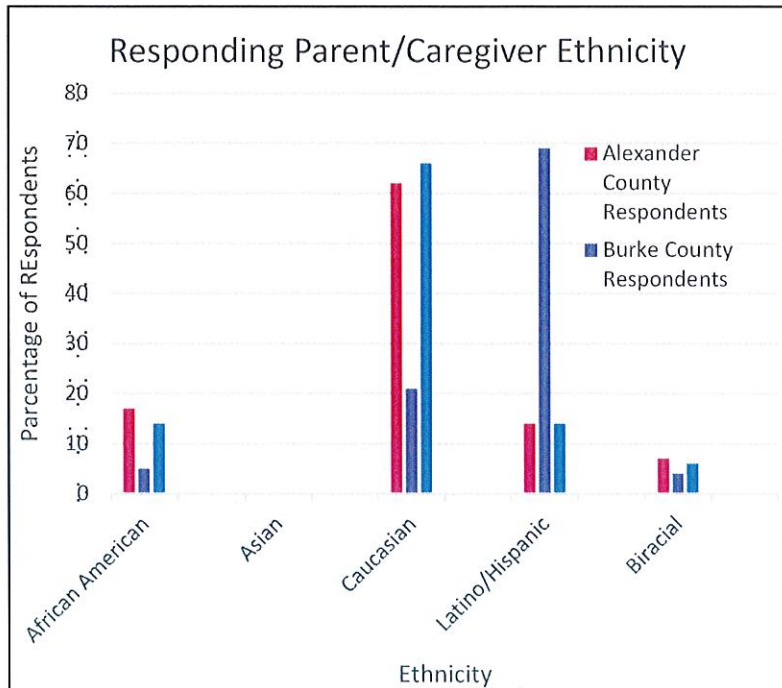
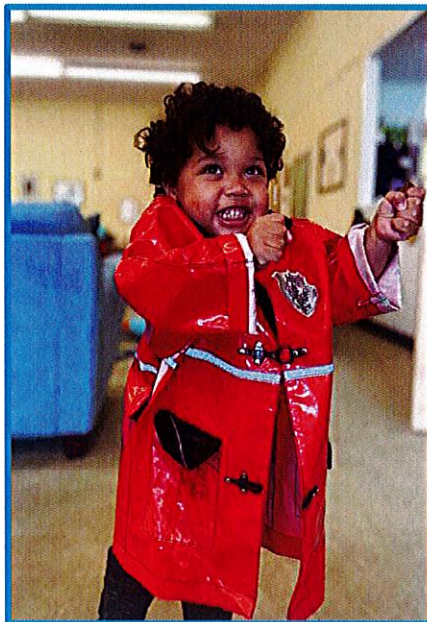


Fifty Nine Percent (59%) of Respondents were Employed Full-Time while Forty One Percent (41%) were Unemployed




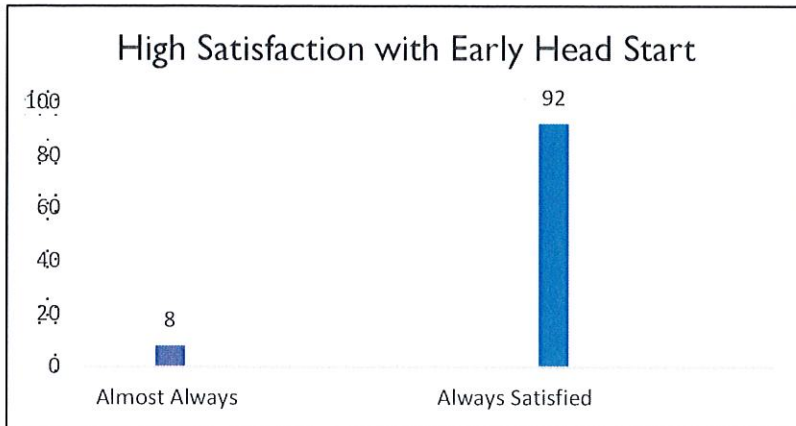
"They have helped me a lot, thanks to them I have acquired a job. They are always aware of my accomplishments; they have taught my daughter to share with others and to learn a lot." - Parent

The above graph shows the employment status of survey respondents as well as the employment status of partners/spouses of the two parent households.



"My child has absolutely blossomed over the 1 ½ years. He loves school and routines and learning with his friends." - Parent

One hundred percent (100%) of parents and caregivers who responded are “almost always” or “always” satisfied with the Enola Group Early Head Start.



Parent Survey Topics

Survey questions covered topics such as parenting priorities and needs, personal well-being, everyday parenting experiences, school readiness and child development, and interactions with Early Head start staff. Answers were rated on a 5-point Likert scale ranging from “1” (not at all) to “3” (sometimes) to “5” (always).

Survey Results


Below are the specific survey questions parents/caregivers were asked to answer. Each question is listed along with the aggregated percentage of respondents’ answers.

Question: *If you needed any of the following, how well do you feel you would be able to get the help you want or need on the following topics?*

“Getting what you want or need”	Not at All	Not very often	Some-times	Almost Always	Always
Information about how children learn	0%	7%	17%	76%	93%
Activities that my child(ren) would enjoy	0%	4%	14%	82%	96%
Information about health, medical, or dental services	0%	4%	13%	83%	96%
Fun things for my family to do together	1%	6%	15%	78%	93%

Question: *How often did you experience each of the following during the past two weeks?*

"Personal well-being"	Not at All	Not very often	Some-times	Almost Always	Always
Feeling that my life is going just great	3%	5%	19%	41%	32%
Feeling physically tired or run-down	13%	21%	40%	14%	11%
Feeling down-in-the-dumps or depressed	46%	25%	21%	5%	3%
Feeling in tip-top physical shape	12%	18%	34%	25%	11%



"I have so many great things to say about the program! They helped me find resources for my kids developmental, physical needs, emotions (for me). My kids wouldn't be where they are without the program" - Parent

Instruction: *Please read each item and check the box that best tells us how you see yourself as a parent.*

"Everyday parenting experiences"	Not at All	Not very often	Some-times	A lot	Always
I find it easy to do everyday parenting activities like feeding and bathing my child(ren)	0%	1%	15%	15%	69%
Getting my child(ren) to play or interact with me is easy to do	0%	0%	8%	28%	64%
I am really good at figuring out what my child(ren) likes to do	0%	1%	10%	29%	60%
I think of myself as a really good parent	0%	4%	24%	17%	55%
Playing & doing things with my child(ren) is a lot of fun	0%	1%	7%	17%	75%

An average of 85% of responding parents/caregivers reported being "a lot" or "always" confident and competent in accomplishing everyday parenting responsibilities.


Question: *How often do you do each of the following?*

"School Readiness and Child Development"	Not very often	Some-times	Almost Always	Always	Almost Always/ Always
Give your child(ren) chances to play	0%	4%	13%	83%	96%
Give your child(ren) chances to figure out how they can make things happen	1%	6%	34%	59%	93%
Give your child opportunities to make sounds, use gestures or signs, or words in play and to communicate	0%	4%	16%	80%	96%
Give your child(ren) opportunities to do the things that they are good at doing	0%	4%	16%	80%	96%
Give your child(ren) chances to do the things that he/she likes to do	0%	4%	16%	80%	96%
Give your child(ren) opportunities to sing songs or nursery rhymes	4%	7%	17%	72%	89%
Read or tell your child(ren) stories	4%	13%	19%	64%	83%

An average of 93% of the parents/caregivers indicated that they "almost always" or "always" provide and encourage their children to participate in everyday learning opportunities and school readiness activities.

Instruction: Please circle the number that indicates how the Early Head Start staff interacts with and treats you and your family.

"Experiences with Staff Members"	Some-times	Almost Always	Always
Really listen to my concerns or requests	1%	10%	89%
See my child(ren) and family in a positive way		7%	93%
Respond to my requests for advice or assistance		6%	94%
Actively involves me in achieving my family's goals and priorities		4%	96%
Recognize my child(ren) and family strengths		7%	93%
Support and respect my decisions as a parent		6%	94%



93% of responding parents and caregivers reported that their experiences and interactions with The Enola Group Early Head Start staff were always positive.